



# People Like Us

Exploring cultural values and attitudes

[www.ZabanBook.com](http://www.ZabanBook.com)

زبان بوک

SIMON GREENALL

  
MACMILLAN



www.ZabanBook.com

زبان بوک

## People Like Us

Exploring cultural values and attitudes

In **People Like Us** you'll meet people from different countries all over the world. But remember that your culture is not just your country. It's what you do and how old you are. It's where you live. It's the things you like doing and the things you don't like doing. It's the way you talk and your education. It's about your friends, your family and your own character. This is your cultural identity.

**People Like Us** has three aims:

- to help you find out about other cultures
- to help you find out more about your own culture
- to help you enjoy practicing your English.

**People Like Us**, for adult and young adult learners of English, is an integrated skills course exploring cultural values and attitudes. Based on over twenty hours of recorded interviews, **People Like Us** allows you to sample the lifestyles, attitudes and opinions of ten real people from around the world. As well as learning about other cultures, you will be invited to reflect on your own culture. In this way, **People Like Us** will help build your cross-cultural awareness.

## People Like Us

WE'RE ALL DIFFERENT. WE'RE ALL THE SAME.

  
 MACMILLAN

ISBN 0-333-97447-6



9 780333 974476

Welcome to <i>People Like Us</i>	4	<b>21</b> Special Occasions	46
<b>1</b> Greetings	6	<b>22</b> Work Customs	48
<b>2</b> Name and Address	8	<b>23</b> Weddings	50
<b>3</b> Home Comforts	10	<b>24</b> Cultural Identity and Values	52
<b>4</b> Buying Food	12	<b>25</b> Face	54
<b>5</b> Family Life	14	<b>26</b> People Like You	56
<b>6</b> Dating	16	<b>27</b> Reflections	58
<b>7</b> Personal Space	18	<b>28</b> Meetings and Negotiations	60
<b>8</b> Gestures and Customs	20	<b>29</b> Holidays and Festivals	62
<b>9</b> Reflections	22	<b>30</b> Men and Women	64
<b>10</b> The Language of Clothing	24	<b>31</b> Table Manners	66
<b>11</b> Replying	26	<b>32</b> School	68
<b>12</b> Time Off	28	<b>33</b> Homeland	70
<b>13</b> Friends	30	<b>34</b> Ancestors	72
<b>14</b> Food and Drink	32	<b>35</b> Time	74
<b>15</b> Teachers and Students	34	<b>36</b> Reflections	76
<b>16</b> Gift-giving	36		
<b>17</b> Complaining	38		
<b>18</b> Reflections	40	Communication Activities	78
<b>19</b> Going on Vacation	42	Unit Notes	82
<b>20</b> Shopping	44	Chatfile	93

# Welcome to People Like Us



www.ZabanBook.com

# زبان بک



Ben



Adriana



Chutima

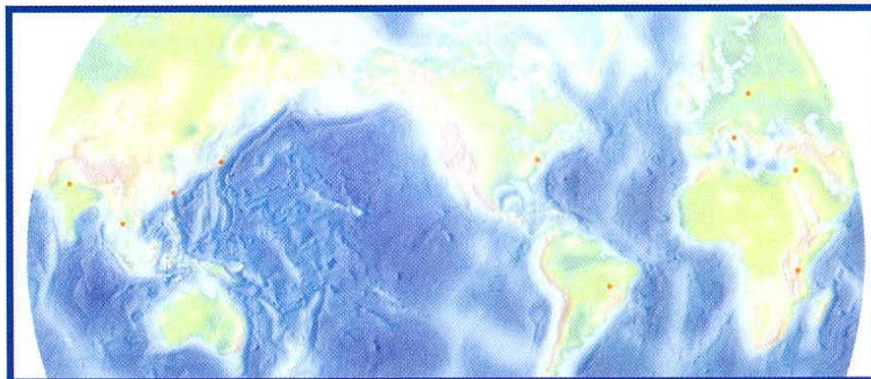


Ashura

Meet *People Like Us*.

Where do you think they come from?

- Brazil
- Italy
- Jordan
- Taiwan
- Thailand
- India
- Japan
- Poland
- Tanzania
- The USA



Deema

Which of these jobs do you think they do? Some people do the same job.

- book publisher    businessman/woman    retired lawyer    secretary    student    teacher

How old do you think they are?

- 18    20    22    25    28    30    35    45    68    75

Listen and find out.



Henryk



Valentina



Raj



James



Hiromi

**Work in pairs. Say:**

- who you are
- how old you are
- where you come from
- what you do

chatfile

1

In this book, you're going to meet *People Like Us* from different countries all over the world. But remember that your culture is not just your country. It's what you do and how old you are. It's where you live. It's the things you like doing and the things you don't like doing. It's the way you talk, and your education. It's about your friends, your family, and your own character. This is your cultural identity.

You're going to use English to communicate with people from many different cultures. Cultural similarities will help you communicate more easily, but cultural differences may make communication more difficult.

This book has three aims:

- to help you find out about other cultures
- to help you find out more about your own culture
- to help you enjoy practicing your English.

Enjoy *People Like Us*




1



3



2



4



5

**Vocabulary and Listening** 1 Describe the gestures of greeting in the photos with these words.

arm	body	bow	cheek	head	hug	
kiss	lips	nod	shake	hand	shoulder	smile

Which gestures of greeting do you use in your country?

2 Listen to four short dialogs. Match the dialog with the situation.

a at the bank     b at a friend's party     c in a business meeting     d in class

**3 Work in pairs. Which of these expressions did you hear in 2?**

Good morning.    Good afternoon.    Good evening.    Good day.    Good night.  
Hi!    Hello.    Pleased to meet you.    How do you do?    How are you?

**4 Answer the questions about the expressions in 3.**

- 1 Which are the most formal?
- 2 Which are the most informal?
- 3 Which do you use when you meet someone for the first time?
- 4 Which do you use when you know someone well?
- 5 Which do you use to greet other students in class?
- 6 Which do you use to greet your teacher?

**Speaking and Listening 5 Look at the *People Like Us* in the photos. Would you greet them all in the same way in your language?**

Valentina Patricola (Italian, student, 25)  
Hiromi Morita (Japanese, student, 22)  
Henryk Koperski (Polish, retired, 75)

Ben Coogan (American, student, 18)  
Raj Varma (Indian, businessman, 45)

chatfile

2

Now choose an expression to greet them in English.

**6 Say which of these factors is important for you when you greet people.**

– how old they are    – how well you know them    – what they do

**7 Listen to Raj talking about greetings.**

Number the questions in the order he answers them.

- a How do you greet members of your family?
- b Are the customs the same all over your country?
- c How do you greet people who are important in society?
- d Do people greet people of the opposite sex in a different way?
- e How do people greet someone they've just met?
- f Do you hug members of your family?

**8 Work in pairs and check your answers. Do you remember in detail what Raj's answers were? Now listen again and check.**

**9 Work in pairs and answer the questions about greetings in 7. Are you like the *People Like Us*?**





### Vocabulary and speaking 1 Look at this envelope and answer the questions.

- 1 Who is the envelope to?
- 2 Who is the envelope from?
- 3 Which is Ben Coogan's family name?
- 4 Which is Adriana Silva's given name?
- 5 What is Ben's title?
- 6 What street does Adriana Silva live on?
- 7 What is Ben Coogan's zipcode?

<input type="text"/>	Mr. Ben Coogan	<input type="text"/>
<input type="text"/>	126 River Road	<input type="text"/>
<input type="text"/>	Boston	<input type="text"/>
<input type="text"/>	MASS	<input type="text"/>
<input type="text"/>	02108	<input type="text"/>
<input type="text"/>	USA	<input type="text"/>
<input type="text"/>	Ms. Adriana Silva	<input type="text"/>
<input type="text"/>	Paca da Republica 130, cj. 23	<input type="text"/>
<input type="text"/>	01045 - 000 Rio de Janeiro	<input type="text"/>
<input type="text"/>	Brazil	<input type="text"/>

### 2 Label the envelope with these words.

apartment number	family name	given name	house number
state	street name	title	zip code

### 3 Work in pairs. Do you write names and addresses in a similar way to the envelope in 2? Write an envelope with your name and address and label the parts.



4 Work in pairs. Which words can you use for titles in your country?

Mr.	Mrs.	Miss	Ms.	Colonel	Prime Minister
Professor	Teacher	Director	Doctor	Engineer	

Listening and Speaking

5 Work in pairs. In these situations, which of these names do you use?

given name	family name	nickname	title
------------	-------------	----------	-------

- 1 when you meet someone for the first time
- 2 with a member of your family
- 3 with a close friend
- 4 with someone you work with

6 Listen to *People Like Us* talking about what they say when they meet someone. Check (✓) the expressions you hear.

	Raj	Valentina	Henryk	Chutima
given (first) name				
family name				
title (Mr., Mrs. etc)				
nickname				



Now work in pairs and check your answers.

7 Look at these ways of choosing a child's given name.

- a by choosing a grandparent's name
- b by the child's race
- c by the day of the week
- d by consulting a fortune-teller
- e by choosing a tribal name
- f by consulting a priest or monk
- g by choosing a parent's name

Now listen to *People Like Us* talking about the way they choose a child's given name. Match the speaker with the way of choosing.

Ben  Raj  Valentina  Henryk  James  Ashura  Chutima

Speaking 8 Work in pairs and answer the questions.

- 1 How do you choose a child's given name in your family?
- 2 Does the given name usually go in first position?
- 3 Does your given name or your family name mean anything?
- 4 Are there given names which can be both male and female?
- 5 Do other people in your family have the same given name?
- 6 Do women change their name to their husband's name when they marry?
- 7 How do you know if names are boys' names, girls' names, or both?

chatfile

6

## 3

## Home Comforts

## Vocabulary and Reading 1 Work in pairs and answer the questions.

US apartment  
UK flat

- 1 Do most people live in an apartment or a house in your country?
- 2 Which of these features would you expect to see in a typical home?

attic balcony bathroom bedroom cellar courtyard  
dining room garage garden kitchen living room porch

- 3 Do the homes in the photos look like homes in your country? Say why or why not.

## 2 Read these descriptions of homes and match them with the photos. There is one extra description. Which house or apartment would you prefer to live in? Why?

- 1 About 90 years old, this house is in excellent condition. The owners have recently renovated it with a luxury bathroom and kitchen, but have kept the old fireplaces and small wooden windows. It has two bedrooms, a living room and a dining room, and is close to the city center.



- 2 This house is about ten years old, and is in the suburbs about half an hour's train ride from the city center. It has three bedrooms, a living room and a dining room, with a family-sized yard at the front and back. It is close to the stores and to the subway in a neighborhood which is well known for its good schools and security.



- 3 This apartment is centrally situated in the Old Town, close to the theaters, concert hall and stores. The subway station is five minutes' walk away. It's on the second floor and has two bedrooms, a living room, a bathroom, a kitchen, and a fine view of the city.




- 4 This house is very new with large windows and looks very modern. It has two bedrooms, a living room and a dining room. It's close to a sports club and to the countryside.



a



b



c

**Listening and Speaking 3** Add adjectives of frequency to these statements so that they're true for your country.

always	usually	often	sometimes	rarely	never
--------	---------	-------	-----------	--------	-------

- |   |                                |
|---|--------------------------------|
| 1 People live in apartments.                | 4 People own their homes.      |
| 2 People prefer new homes.                  | 5 People share with strangers. |
| 3 People move several times in their lives. | 6 People have second homes.    |

**4** Listen to *People Like Us* talking about homes. Which statements in 3 are they talking about? Write the number of the statements.

Chutima  James  Raj  Henryk

**5** Work in pairs and check your answers. Can you remember what each person said? Now listen again and check.

**Vocabulary and Listening 6** Look at the pictures. Which of these things can you see?

air-conditioning	bath	burglar alarm	car-parking	carpets
central heating	chair	dishwasher	drinking water	electricity
fire alarm	hot water	mattress	mosquito net	private toilet
sauna	shower	swimming pool	telephone	tennis court
tumble-dryer				



**7** Listen to Deema talking about homes in her country. Check (✓) the things in 6 she mentions.

Now work in pairs and check your answers. Which things does Deema say are essential and which ones are luxuries?

**8** Talk about homes in your country. Which of the things in 6 are usual?

chatfile

5,6

